

Online presentation of the EiT village

WHAT, WHY and HOW

Challenge

Plastic waste has reached all the world's oceans, fuelled by many million **additional** pieces of plastic pollution entering the seven seas **every day**. Macroplastics cause entanglement and starvation by clogging the digestive tracts of animals and birds; microplastics are ingested by smaller marine life and are passed up the food chain; while nanoplastics can penetrate barriers in the digestive tract and migrate into mussel- and brain-tissue. Clearly, we must **reduce** the flow of plastic into the oceans, **retrieve** what's already there, and **recycle** used plastics into valuable raw materials! But how? By whom? And who will pay for the effort?



Arktis


Utnyttelse av Arktisk ressurser og utvikling av Arktisk infrastruktur. Hvorfor? (eller hvorfor ikke?), Hva? Og Hvordan?

Landsbyen handler om ressurser og infrastruktur i Arktis og i kaldt klima. Første spørsmål er politisk, og dreier seg om vi skal utnytte Arktis og bygge infrastruktur? I Antarktis er det svært begrenset hva man kan gjøre, for at forskning kan foregå så må det bygges og drives infrastruktur, og det blir da viktig at denne bygges og drives på en måte som er forenelig med gjeldene internasjonale avtaler. For eksempel er næringsvirksomhet tillatt? Skal det åpnes for turisme og forskning osv. Andre spørsmål er hvilken form næringsvirksomhet, turisme, forskning osv. skal ha. Og siste spørsmål kan være hvordan sikre dette og planlegge, bygge og drive infrastruktur.



The future of your meal

We live in a time when we cannot predict the near future regarding health or transport. And are we able to predict the future of our food? Is the current trend of sustainable development really needed? Should we all become vegetarians? Or maybe only buy food from regional farmers? This village will answer these and other questions about the future of your meal in terms of a single organism (biology, chemistry, medicine), a group of people (agriculture, food, transport) or the global society (economy, sociology).



Making money from waste

Is the stuff we throw out worth anything?



Femten somre og syv vintre lagret i grunnen - energilagring

Lagring av varme og kjøling i grunnen blir en viktig brikke i det grønne puslespillet framover. Vil du være med å bidra?

Energilagring i grunnen

- Energilagring i grunnen handler om å lagre varme og i noen tilfeller kjøling i bakken. Varmen eller kulden tas ut igjen ved behov enten i lengre (sesong/årstid) eller kortere (timer/døgn) perioder.
- Framtidens fornybare energisystem blir mer komplisert, og krever et samspill mellom mange teknologier. Det er viktig å finne ut hvordan energilagring i grunnen kan bidra i dette spillet for trygg og pålitelig energiforsyning.
- Energilagring i grunnen krever kompetanse i mange fagområder, og godt samarbeid er avgjørende for å lykkes med å utvikle lokale energisystemer av ulike størrelser og til ulike formål (bygg, industri, lokalt, regionalt, nasjonalt)



Fortalt digitalt

I landsbyen Fortalt Digitalt utvikles prosjekter som utforsker nye måter å fortelle på, med digital medieteknologi som verktøy.



Online presentation of the EiT village

WHAT

What is an online presentation of an EiT village? **It is a webpage presenting the village, with a particular focus on the overall topic for the project work in the village (village theme), for the students.**

Village theme:

- The village supervisor decides the overall topic for the village, and each of the student teams in the village define their own project within this overall topic. It is an aim that each student get to use their academic competence in the project.
- Through the process of finding a joint project, and during the work on the project, the students gain experience of working with people who have a different academic background than themselves. These experiences are the starting point for the development of interdisciplinary teamwork skills. In order to get a good amount of interdisciplinarity in the villages, the village theme itself should be open and interdisciplinary, so that it attracts students from many different disciplines.
- The village theme should also be related to relevant problem areas from society and working life.

Online presentation of the EiT village

WHY

The online presentation is one of the most important tools you have for recruiting students to your village. The students choose 5 villages they wish to join - and get a place in one of these. The students get to know the villages by reading the online presentations of these. The presentation should inspire the students to choose your village, so it may be worthwhile to put some effort into creating the presentation.

The students register their village priorities via Studentweb in the period October 1 – November 1. They submit a ranked list of the five villages they would most like a place in.

The faculties/departments decide what type(s) of village(s) the students may choose

Students on most study programmes must choose either intensive or semester-based villages. This influences which students you can recruit to your village.

[An overview of the type of villages students from different study programs can choose](#) can be found on the EiT webpages.

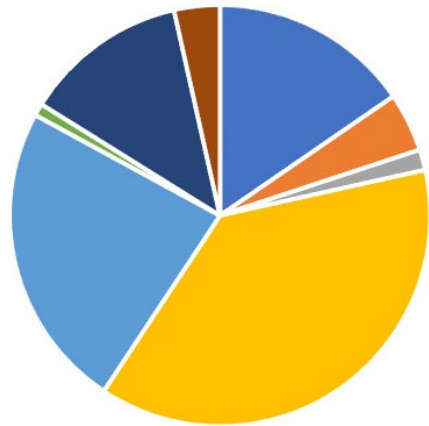


Examples from the spring semester of 2022: Distribution of students from different faculties in villages

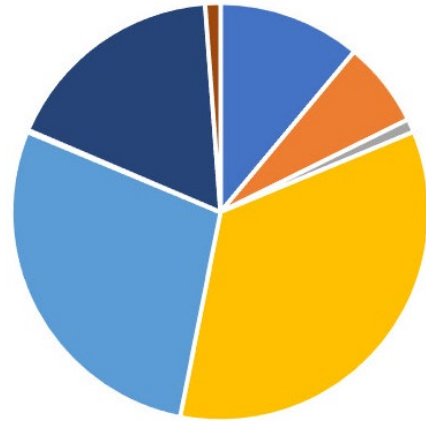
Faculty	Semester-based Norwegian	Semester-based English	Intensive Norwegian	Intensive English
AD	63	45	57	29
HF	22	7	92	13
IE	527	233	25	18
IV	329	191	29	17
MH	13	1	148	88
NV	176	118	44	24
SU	49	8	242	67
ØK	215	75	97	20

AD = Faculty of Architecture and Design, **HF** = Faculty of Humanities, **IE** = Faculty of Information Technology and Electrical Engineering, **IV** = Faculty of Engineering, **MH** = Faculty of Medicine and Health Sciences, **NV** = Faculty of Natural Sciences, **SU** = Faculty of Social and Educational Sciences, and **ØK** = Faculty of Economics and Management

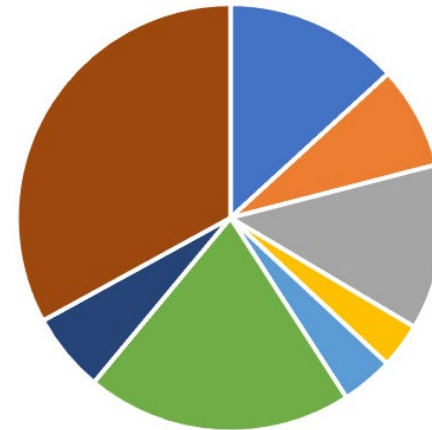
Example from the spring semester of 2022, continues: Composition of students / faculty - average for different village types



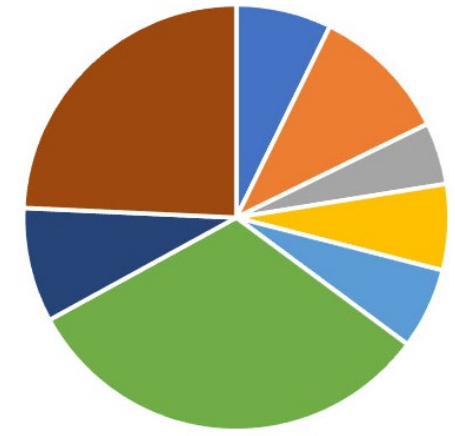
Semester-based
Norwegian



Semester-based
English



Intensive
Norwegian



Intensive
English

■ ØK ■ AD ■ HF ■ IE ■ IV ■ MH ■ NV ■ SU

ØK = Faculty of Economics and Management, **AD** = Faculty of Architecture and Design, **HF** = Faculty of Humanities, **IE** = Faculty of Information Technology and Electrical Engineering, **IV** = Faculty of Engineering, **MH** = Faculty of Medicine and Health Sciences, **NV** = Faculty of Natural Sciences, and, **SU** = Faculty of Social and Educational Sciences.

The title is important!

- Title = the name of the village (what is behind the subject code of the diploma at the end)
 - Example: AM500118 Future Jobs
- **An exciting title is often decisive for whether the students click in and read the rest of your online presentation.** Some students also choose a village based only on the title, without spending time reading the online presentation.
- In order to have a broad interdisciplinarity in the village, the title itself should appeal to students from different disciplines.

Some examples of villages many students have applied to:

- Space technology - Satellites, future space travel, and potatoes on Mars [Romteknologi - Satellitter, fremtidens romreiser, og poteter på Mars]
- Automation and society [Automatisering og samfunnet]
- Sports technology [Idrettsteknologi]
- Hydrogen in transportation for a safe and sustainable future
- Your DNA and you - who owns the information and what can it be used for? [Ditt DNA og deg - hvem eier informasjonen og hva kan den brukes til?]
- Virtual and augmented reality (VR / AR) in learning and training [Virtuell og utvidet virkelighet (VR/AR) i læring og trening]
- Use of AI and big data for sustainable development [Bruk av AI og stordata for bærekraftig utvikling]
- Creating value from waste
- Green Maritime Future: We create it [Grønn maritim framtid: Vi skaper den]

Examples that can be inspiring. (Based on figures from the academic year 2021/2022).

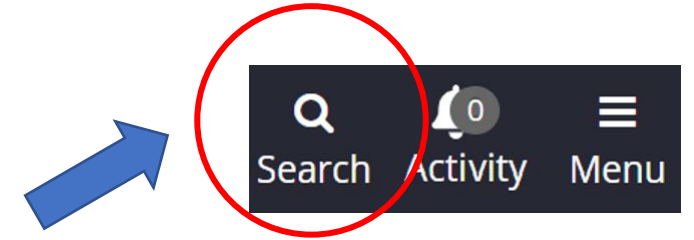
Some examples of villages that students from *many different study programs* have applied to:

- Responsible AI and welfare
- Automation and society [Automatisering og samfunnet]
- Ocean Justice
- Nanomechanics
- Architecture for non-architects [Arkitektur for ikke-arkitekter]
- Communication [Kommunikasjon]
- Climate-neutral, inclusive, beautiful & sustainable Nyhavna
- Energy challenges for a sustainable future [Energiutfordringer for en bærekraftig framtid]
- Sound, people and nature [Lyd, mennesker og natur]
- Creating the food of the future using by-products [Å skape fremtidens mat ved hjelp av biprodukter]

Examples that can be inspiring. (Based on figures from the academic year 2021/2022).

Online presentation of the EiT village

HOW



On NTNU's intranet (Innsida) there is a web page for village supervisors in EiT. On this page, you will find a template for creating online presentations: <https://i.ntnu.no/wiki/-/wiki/English/Experts+in+Teamwork+-+for+village+supervisors>. As an alternative to following the link above, you can use the search function on Innsida to find the pages about EiT.

The template you use is created to standardize the process of developing and publishing the online presentations. It is advantageous to have a standard procedure, since it makes it easier for students to compare each village, as well as making sure that the process of publishing presentations online goes as smooth as possible.

You fill out the template and send it to your EiT contact person at your faculty. You find contact information on the last page in the template, or the main page for EiT on Innsida.

Deadline to submit a filled out template is September 1. Students choose villages in the period October 1 – November 1.

Building blocks of an online presentation - part 1

- **Village title**
- **Short summary of about 25 words.** Shown on the front page where students can choose between villages.
- **Brief introduction of about 100 words.** What is the theme about? In what ways is it beneficial to society to explore this further? Why is the theme well-suited for interdisciplinarity and different perspectives? The intention is that students reading the presentation quickly can see what opportunities lie in choosing just this village.
- **Relevant expertise.** The part about relevant expertise is more demanding, since mentioning some academic disciplines can lead to students from other fields feeling excluded. We recommend that you reach out to, and invite from, as many academic disciplines as possible. This can be done in many ways, so feel free to read last year's presentations online for inspiration.

Building blocks of an online presentation

- part 2

- **Additional info about the village.** Here you can say something about the origins of the village and mention external partners, if any. Many businesses, institutions and organizations are external partners every year. Once again: Read presentations already online to see the breadth of external partners in EiT.
- **Using images.** Images are very important to make the online presentation attractive. If you have one or more images you would like to include in your presentation, please send these to the contact person at your faculty. Write in the template where you want the images to be placed (e.g. «is placed under the introduction»). Just remember to have permission to publish the images you would like to use, and to give credit to the photographer.
- **Practical information** is filled out in the matrix to the right.

Template for web presentation of villages in Experts in Teamwork. The village supervisor fills out and sends the document to his/her faculty contact person, deadline 1 September. Write in the language that will be used in the village.

Village title *Required*
Short, informative, w/o difficult discipline specific terminology.

Summary of about 25 words *Required*
A short summary that is shown on the front page where the students can choose between the villages.

Introduction of about 100 words *Required*
For example:

- What is the village theme about?
- How is this useful to society?
- Why is the village theme well suited for interdisciplinarity?

Relevant competency *Required*
What kind of academic competency is relevant?

About the village *Optional*
Here you can elaborate on the village, for those who want to apply to it:

- More background information about the village and the village theme
- Potential external partners from business, research environments, conferences, links to web pages or other sources of information that may elaborate on the theme.
- Possibilities to work on existing projects
- Expectations of the students in the village
- Examples of research questions the student groups may use as a starting point

Images *Optional*
If you have an image you would like to include in your presentation, send it to your faculty contact person. You can also specify where you would like the image to be placed (e.g. "I would like that the image is placed underneath the introduction").

Course code	
Village title	
Type (intensive/semester)	
Language	English
Village supervisor	
Contact information	
Semester	Spring 2023
Location	
[From/Before/Afterward/Concurrent/Virtual (applies only to the VEI villages)]	

Feedback on the online presentation of the village

It is completely up to you if you want feedback on your online presentation, but it could prove useful to get other perspectives on it before you complete it. Feel free to reach out to colleagues, village supervisors and/or students you know – from your own or other disciplines, if you have the opportunity.

Ask for feedback on the title in particular, but also the content of the presentation. Suggested question: *What makes the title, and perhaps content, either appealing or not to students from different academic fields?*

There is a seminar on 15 August 2014 at 12.00 (Norwegian) and 14.00 (English) where you can get feedback on your presentation from other EiT supervisors.

Good luck on your online presentation!

Need more information?

- Overview of [tasks, seminars and important dates](#) for village supervisors in EiT.
- Information meeting about Experts in Teamwork October 1 at 14:15-15:15 (English) and 13:00-14:00 (Norwegian).
- Please send e-mail to kontakt@eit.ntnu.no if you have any questions.