



# LEARNING SAFARI

— GJØVIK —

# LEARNING SAFARI

---


GJØVIK

---

Come with us on a learning safari! Come discover new aspects of teaching and learning design and how NTNU can support your teaching.

We have a programme of sessions to give you a glimpse into topics that are important to your work as an educator, each lasting 30 minutes. Each session will repeat itself four times during the morning of the 5th of January. We hope that as you read about these sessions, you'll find many that will whet your appetite. Sign up for the sessions by clicking the links in this document.

The Section for Teaching and Learning Support, together with The NTNU Disability Office, the University Library and the Exams Office, has curated this programme. In addition to the sessions, we have a few stands that will be dotted around for you to visit during breaks.



# SESSIONS



## PANOPTO + ZOOM = ❤️

**Vegard Vestmo**

Senior Engineer

The Section for Teaching and Learning Support

In this session we will look at the integration between Panopto and Zoom and how to make your life easier using it. We'll have a look at how to make a cloud recording from Zoom to Panopto, how to manage the finished recording and also how recurrent Zoom meetings can be stored automatically to a folder of your choice in Panopto.

**[Click here to sign up for this session](#)**



## UNIVERSAL DESIGN FOR LEARNING

**Dixie Matre**

Advisor

The Section for Teaching and Learning Support

**Kjell Are Refsvik**

Assistant Professor

Department of Design

Here we'll discuss how you can use universal design to contribute to better learning for all students. Kjell Are Refsvik, Institute for Design will discuss some of the inclusion and accessibility opportunities and challenges that a makerspace provides and how he uses the makerspace for problem-based teaching. The Section of Teaching and Learning Support will talk about how to universally design PowerPoints inclusively. We'll also discuss some of the opportunities and challenges that universal design can lead to.

**[Click here to sign up for this session](#)**



## NTNU'S DIGITAL LEARNING ENVIRONMENT

**Ole Bjarne Mogård**

Advisor

The Section for Teaching and Learning Support

In this session we'll take you through some of tools available to NTNU's educators and how they can intergrate with each other. There'll be time to discuss your ideas and any quuries you may have. NTNUs digital learning enviroment includes Blackboard, H5P, Mentimeter, Zoom, and Panopto

**[Click here to sign up for this session](#)**



**NTNU**

| Section for Teaching and Learning Support

# SESSIONS



## HOW TO MAKE EDUCATIONAL VIDEOS

### **Andreas Hansen Schille**

Senior Executive Officer  
The Section for Teaching and Learning Support

### **Tonje Jin**

Assistant Professor  
Department of Mathematical Sciences

In this session we will look at different types of videos produced by NTNU educators and describe the process of making an educational video. You'll get an understanding of the tools and techniques needed in video production and maybe we can get you started on your next video project?

**[Click here to sign up for this session](#)**



## LEGANTO AND DIGITAL LEARNING MATERIALS

### **Magnus Solum**

Senior Librarian  
NTNU University Library

### **Tone Fiskaa Lenschow**

Senior Executive Officer  
Library Section for  
Collections, Resources and  
Digital Services

Digital learning materials are now easy to share directly in Leganto. The University Library will present how to produce and present digital reading lists with Leganto, how to help with copy right clearance of learning materials as well as discussing how they can support you with getting your students tailored support. You'll also get information about the courses on offer through the University Library such as searching, good referencing and EndNote

**[Click here to sign up for this session](#)**

# SESSIONS



## RECOGNISING THE SOCIAL ASPECTS OF LEARNING

**Kari Anne Flem Røren**

Advisor

The Section for Teaching and Learning Support

This session will highlight how to engage students in learning by enabling students to establish interpersonal relationships, and will also showcase a set of collaborative activities to promote student communities of inquiry and practice.

**[Click here to sign up for this session](#)**



## TBL: TEAM-BASED LEARNING

**Torbjørn S. Jacobsen**

Advisor

The Section for Teaching and Learning Support

Team-based learning (TBL) can transform traditional lectures with application and problem-solving skills, while developing interpersonal skills.

Join us in a mini team-based learning session in 30 minutes for an introduction to this student active approach.

**[Click here to sign up for this session](#)**



## USING OUR LOCAL STUDIO B108 FOR EDUCATIONAL RECORDINGS

**Paul Ole Hegstad**

Ped/Tech Advisor

The Section for Teaching and Learning Support

Here we will show you our new and improved local recording studio at Campus Gjøvik. We will discuss how you can use this room to enhance the quality of your recordings and give you ideas for your next video.

**[Click here to sign up for this session](#)**

# STANDS

In the common area in the S-building there will be stands where you can have an informal chat with:

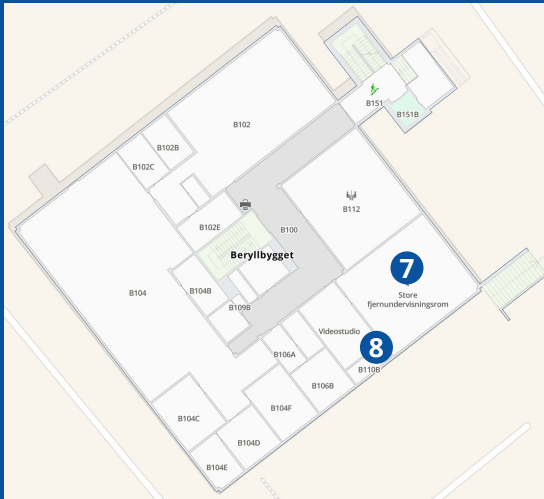
- **The NTNU Disability Office:** Discuss the support that the Disability Office can offer students, and the courses and groups they run. There will also be different equipment that you can try out to see how the world is experienced by students with different physical disabilities.
- **The Section for Teaching and Learning Support:** Here you can hear about different courses we run and different types of support that's available to you.
- **The University Library:** Visit their stand and talk to them about digital learning materials and courses offered by the University Library.
- **The Exam Office:** Visit their stand and get an introduction to the possibilities digital drawing boards provide for exams.

# TIMETABLE

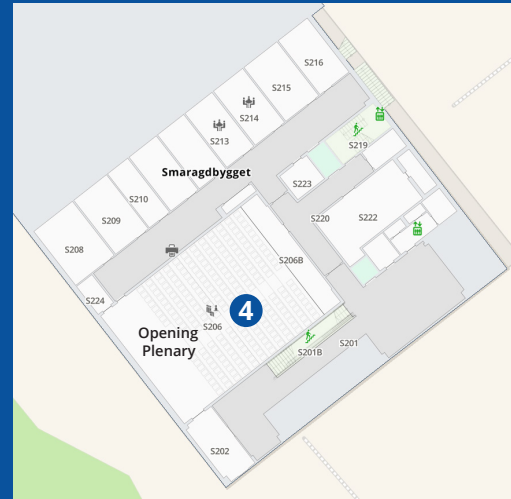
Click on any of the sessions to go to the sign up page

09.00 - 09.15	09.15 - 09.30	09.30 - 10.00	10.00 - 10.15	10.15 - 10.45	10.45 - 11.30	11.30 - 12.00	12.00 - 12.15	12.15 - 12.45	Room
<b>S206 Opening Plenary</b> <small>with vice rector Gro Iren Kvanli Dæhlin</small>	<b>BREAK</b>	How to make educational videos	<b>BREAK</b>	How to make educational videos	<b>BREAK</b> <small>Mingle, visit the stands</small>	How to make educational videos	<b>BREAK</b>	How to make educational videos	S206
		Panopto + Zoom		Panopto + Zoom		Panopto + Zoom		Panopto + Zoom	S310
		Universal Design for learning		Universal Design for learning		Universal Design for learning		Universal Design for learning	S314
		NTNUs Digital learning environment		NTNUs Digital learning environment		NTNUs Digital learning environment		NTNUs Digital learning environment	S410
		Leganto and digital learning materials		Leganto and digital learning materials		Leganto and digital learning materials		Leganto and digital learning materials	S411
		Recognising the social aspects of learning		Recognising the social aspects of learning		Recognising the social aspects of learning		Recognising the social aspects of learning	S415
		Video studio @Gjøvik		Video studio @Gjøvik		Video studio @Gjøvik		Video studio @Gjøvik	B108
		Team Based Learning		Team Based Learning		Team Based Learning		Team Based Learning	B110

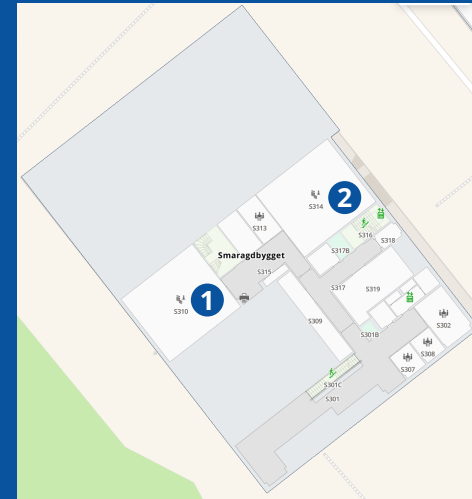
# MAP



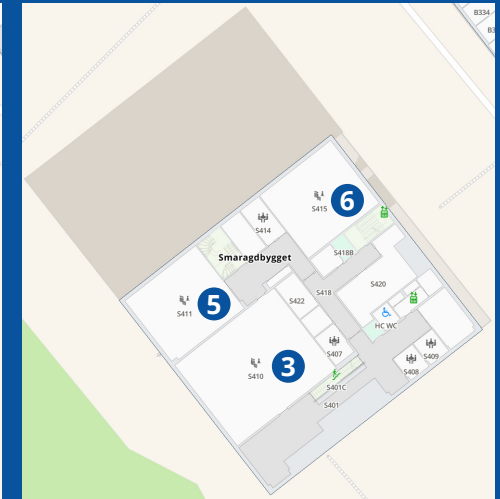
**B-bygget, 1 etg.**



**S-bygget, 2 etg.**



**S-bygget, 3 etg.**



**S-bygget, 4 etg.**

1. Panopto + Zoom
2. Universal design for learning
3. NTNU's digital learning environment
4. How to make educational videos

5. Leganto and digital learning materials
6. Recognising the social aspects of learning
7. TBL: Team-based learning
8. Using our local studio B108 for educational recordings